



**NEWBRIDGE
BOATS LTD.**



CORRIBEE III

THE NEWBRIDGE CORIBEE III



INTRODUCTION

"Coribee owners are nearly all fanatically enthusiastic about their boats. I think she must be one of Robert Tucker's most successful designs – and he is a man who is not without success". Thus wrote the Editor of **Practical Boat Owner** after putting Coribee III through her paces. A beautifully proportioned and virtually world famous yacht, the Coribee is an outstanding 21 footer with many Atlantic and long range voyages to her credit. With over 1,000 built the scope and range of owner references is almost limitless.

DESIGN

"One of the most superb small offshore yachts ever built". The Coribee III is a classic. Designed as both sea going craft and as a very useful handicap racer. The Coribee is everyone's idea of what a yacht should look like. Beautifully contoured to slip along at a cracking pace, she combines excellent handling with a very high level of comfort. The cockpit is large enough to seat the crew in comfort with no limitations on the helmsman. The cabin layout can be supplied in 2 versions to suit either two or four berth requirements with plenty of locker and stowage space. The Coribee III – an all rounder that packs in a unique blend of pace, elegance, comfort and sea worthiness.

CONSTRUCTION

Over 1000 Coribeas have been built of tough, high specification Lloyds approved GRP. Moulded in our own workshops to the highest standards, using hardwood and ply stiffeners particularly for the mast beam, shroud plates and king plank etc. The hull construction incorporates a sandwich of chopped strand mat and woven roving for strength and rigidity. The hull and deck are bonded and riveted together, guaranteeing a water-tight and structural seal at deck edge. The interior moulding is precision engineered for added strength and fine detailing. Two keel options are available. The fixed fin and bilge keel versions both employ high density iron castings, encapsulated in the GRP moulded keels which are part of the reinforced hull. Her longish keel, linked to the skeg supported rudder gives her excellent directional stability, the rudder arrangement also provides the extra strength needed for offshore cruising. The bilge keels are of asymmetrical aerofoil design to maximise windward performance. Mast and spars are heavy section anodised alloy. Sails are made of high quality terylene with class number and insignia. Standing rigging is stainless steel wire. The Coribee features many standard fittings to enhance sailing enjoyment.

Not only are almost all the major com-

ponents used in building the Coribee made by Newbridge, but the whole yacht is assembled by Newbridge with the backing of 30 years of experience. Our proven methods of manufacture have recently been checked and improved on by the Cranfield Institute of Technology who also helped introduce a detailed Quality Control System including over 200 detailed checks on each boat plus a Test Tank "antileak" procedure on every Yacht.

PERFORMANCE

"Performance is a real eye opener! Light on the helm and with easily handled sails Coribee gives an excellent performance to windward and on all other points of sail".

Perfectly balanced and quick to respond Coribee will sail under main or fore sail alone and also heave-to effectively – a big feature with a small yacht. From the self draining cockpit (with seacocks) the view forward is first rate. Seating is comfortable and everything close at hand. Reefing can be done from the main hatch or from the fore hatch.

Coribee was designed by Robert Tucker with both helmsman and crew very much in mind – whatever the weather forecast. The comfortably sized cockpit with its bridge deck gives plenty of shelter. The wide decks have a moulded non-slip surface to give good footing fore and aft. The anchor stows neatly away in its own locker in the bows. Hand grab rails are provided both sides of the companionway and on the coach roof and a safety harness shackling point in the cockpit is particularly useful with children or in bad weather. A big capacity locker in the counter, with hinged and lockable lid, has enough space to stow an outboard motor and all your fenders, warps etc.




"Newbridge design attends to detail. At Newbridge we know it is not only important to get the overall design right, attention to detail is just as important. For example:-"



Fold down sink in use, folds away for storage



Galley in its open position, swivel table will swivel through 270° to table position, (held by pin).




The large self draining anchor locker easily stores anchor and chain.

ACCOMMODATION

"The standard accommodation layout has been developed from nearly a quarter of a century of experience of Corribee owners."

As you slide back the hatch and climb down the built-in steps you find yourself in one of the snuggest cabins of any 21-footer. The two wide, deep quarter (passage) berths extend aft under the cockpit seats to provide super comfortable sea-going bunks.

Looking forward on the port hand side you find the galley. Not just a cooker in a box this. A carefully designed galley with ingenious swing round top to give you table and worktop (it locks in four positions wherever you want it). Stowage for everything is practically designed, in racks, draws etc. On the starboard side a



Looking forward showing - port side galley stowed with chart tables, and work surface in position - starboard side, sink open. Toilet bulkhead doors part shut.

Looking aft showing galley shut, sink covered and large quarter berths.



stainless steel sink and drainer is fitted, with work surface over. Over the galley the revolving top converts to a proper chart table with a comfortable working position. It takes half folded Admiralty sized charts and there is lots of stowage space for your charts and navigation equipment.

Forward through the double doors in the bulkhead you find a practical and private toilet compartment with neat zip fronted, hanging lockers to port and starboard. Forward again a hinged cover provides ample sail stowage in the forepeak, with easy direct access through the big hinged forehatch forward of the mast.

There is plenty of extra stowage under the bunks, side shelves and under the cockpit sole. This is where you can easily have your inboard engine fitted if required. Large toughened glass aluminium framed windows make the cabin

light and airy throughout. Altogether both snug and comfortable when at sea and when lounging in harbour.

A four berth alternative layout is also available which converts the forward part of the boat into two additional berths, with toilet under the forward bunks and a clever foldown sink on the starboard side. This version involves losing some sail storage space, hanging lockers and separate heads, but does give a very spacious four berth yacht ideal for the family with much additional stowage being found under extra bunks and side shelves etc.

The interior decor planning has been carried out by a Design Council appointed Designer to ensure the highest standards of comfort both visually and practically.

The bilge keel Corribee, mounted on the special cradle and break back trailer for easy towing, launching and recovery.





Looking forward into toilet compartment showing sail locker access trap and port and starboard hanging lockers.

Optional four berth layout.

Looking aft, sink in stowed position.

Swivel table stowed.


Looking for'ard, with fold down sink, galley top in stowed position. Top will swivel through 270° to working surface position and is held in place with locating pin.





AUXILIARY POWER

This can be provided by either a 3.5 h.p. to 9 h.p. longshaft outboard engine on the special developed, springloaded outboard bracket which enables the engine to be lifted clear of the water when under sail or by a petrol or diesel inboard engine – the choice is yours.



All boats available with modern hi-power Chinese Rig – the ultimate in Simple Sailing.

CONCLUSION

"I needed a yacht that would look after me". Sgt. Alan Toone talking about his choice of a Coribee before his double Atlantic crossing.

Need we say more . . . join more than 1000 Coribee'ers to prove it for yourself.

CUSTOMER QUOTES

From an owner who had just sailed through a Force 10:-

"This diminutive twenty-footer was nothing like as cowardly as her sailors. She was going to plough through these seas fearlessly – even enjoy it."

"The Coribee flying a main impersonating a pocket handkerchief and a mini storm jib, sailed us into Weymouth without a care in the world. It was all in a day's work for her, which is more than the crew could say."

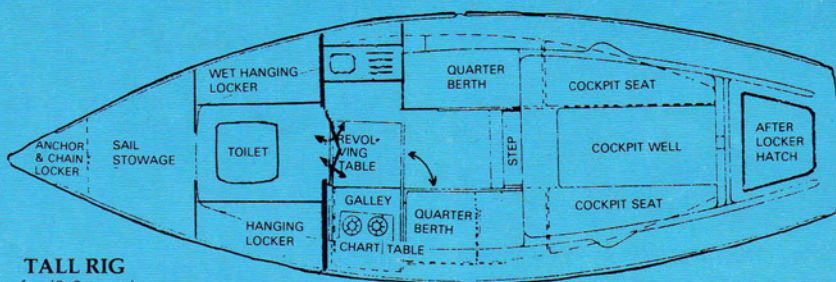
"For being alive to tell the tale I thank God for the abstinence of my crew, I am appreciative, but mostly I am grateful for a piece of fibre-glass moulded into one of the most superb small offshore yachts ever built."

These and many other satisfied Coribee III owners prove that Coribee III sailing is an experience of a lifetime for maximum yachting pleasure and enjoyment.



CORRIBBEE III SPECIFICATION

(STANDARD 2 BERTH LAYOUT)



SAIL DIMENSIONS

	STANDARD	TALL RIG
Main Sail (area)	90 sq ft (8.4 sq m)	105 sq ft (9.8 sq m)
Storm jib	40.5 sq ft (3.8 sq m)	41 sq ft (3.8 sq m)
Working jib	66 sq ft (6.2 sq m)	70 sq ft (6.5 sq m)
Genoa No. 1	92 sq ft (8.6 sq m)	115 sq ft (10.7 sq m)
Genoa No. 2	112.7 sq ft (10.5 sq m)	140 sq ft (13.1 sq m)
Spinnaker app	180 sq ft (16.8 sq m)	240 sq ft (22.4 sq m)

MAIN DIMENSIONS

Length overall	20ft. 9in. (6.05m)
Waterline	16ft. 3in. (4.74m)
Maximum beam	7ft 2in. (2.09m)
Draft (fin)	3ft. 0in. (0.87m)
Draft (bilge)	2ft. 2in. (0.63m)
Displacement laden	2,000 lbs (908 kg)
Cabin headroom	4ft. 8in. (1.36m)
Engine	Outboard up to 7.5 hp Inboard up to 12 hp

SPECIFICATION (Basic Completed)

Hull and deck	Moulded in GRP in Lloyds approved factory.
Deck Lay Up	2250g/m ² C.S.M. + Wood/Foam reinforcing.
Hull Lay Up	3150g/m ² C.S.M. + 810g/m ² Roving reinforcing in part.
Ballast keel	Cast iron 870 lb (395 kg) in fin keel (bilge keel - 419 lb (190 kg) in each keel) [NB 950 lb (431 kg) with tall rig].
Mast and boom	Anodised alloy. Stainless, nylon and alloy fittings. Jiffy slab reefing gear for main.
Chain plates.	Solid stainless steel. Through bolted to internal plates.
Standing rigging	Stainless steel 4mm 1 x 19 wire with swagged eyes.
Running rigging	Three-strand and plaited synthetic.
Fittings	2½" (60mm) snubbing winches. Jam cleats. Jib sheet fairleads. Fairlead tracks. Main-sheet track and sliding horse Halyard cleats on mast. Deck cleats on port and starboard quarters. Alloy mooring cleat on foredeck. Fairleads. Bow roller and plate. Stainless steel rigging screws.
Exterior timber	Selected varnished marine grade hardwoods.
Interior timber	Selected h
Standard colours	grade ply wood to BS 1088 or similar. Hull - White, Pirate Red, Yellow, Oxford Blue, French Blue, Brown. Superstructure - White, Light Grey, Ivory.
Newbridge Boats Limited	Reserve the right to alter the standard specification without notice.

BUILT IN BUOYANCY AVAILABLE IF REQUIRED

AVAILABLE IN KIT FORM IN OUR
'KITCRAFT' PACKAGES

DETAILED SPECIFICATION ON SEPARATE SHEET.

N.B. Bilge Keels are of modern **assymetric aerofoil** design to maximise windward performance.

Newbridge Boats Ltd., Church St., Bridport, Dorset DT6 3PP Tel: Bridport (0308) 23765

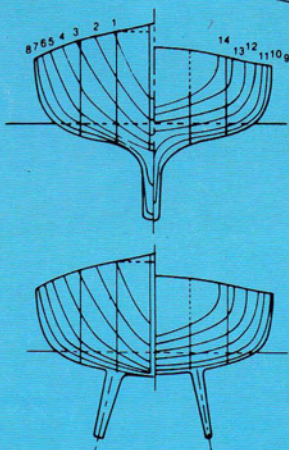
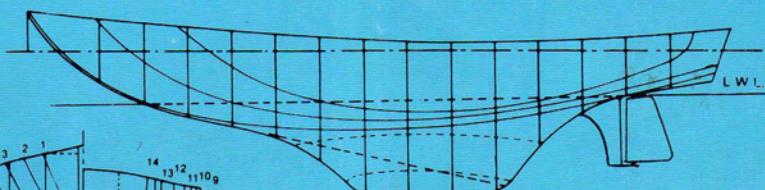


Pioneer or
Pioneer Pilot
LOA 25' 10"


Navigator 2 LOA 19' Coromandel LOA 20' 9" Venturer LOA 22' Virgo Voyager LOA 23'

Corribbee III LOA 20' 9" Available to special order

LINE DRAWINGS



SAILPLAN



NOTE MAIN DESIGN FEATURES.

HIGH BALLAST RATIO for **STABILITY**
SKEG SUPPORTED RUDDER for **STRENGTH**
LONG KEEL for **DIRECTIONAL STABILITY**
FINE BOW ENTRY/PROFILE for **SEAWORTHINESS**
MAST HEAD RIG for **SIMPLICITY**

C O R R I B E E (2 BERTH)

SPECIAL VALUE - SPRING 1985

CRUISING SPECIFICATION CORRIBEE

Keels to your choice
Colours to your choice

Including:-

Luxury Vinyl Lining	Pushpit
Cushions	Stanchions and guardrails
Water Tank and Pump	Navigation Lights
Toilet (Elsan)	Illuminated Compass
Alcohol Cooker	Lifting Outboard Bracket
Interior Lights	Kicking Strap
Pulpit	

**** FOR ONLY £7,290 INCLUDING VAT ****

SAVING

£392

REMEMBER THE SPECIFICATION CAN BE MODIFIED TO SUIT PRECISELY
YOUR NEEDS - THE BOAT IS NOT BUILT YET

IN ADDITION AVAILABLE WITH THIS BOAT MANY EXTRAS AT 5%
DISCOUNT'

..... AND SPECIFICALLY FOR AN ORDER BEFORE 26TH MARCH:

A MARINER 4 L/S OUTBOARD ENGINE FOR ONLY <u>£217 INC. VAT</u>	£93
AND/OR AN ECHO SOUNDER & SPEED LOG FITTED FOR ONLY <u>£140 INC. VAT</u>	£48
AND/OR A 4 PERSON RANGER 275 INFLATABLE DINGHY WITH OARS FOR ONLY <u>£150 INC. VAT</u>	£300
AND/OR ROLLER REEFING GEAR ON FORESAIL INCLUDING BIGGER NO. 2 GENOA, AND SACRIFICIAL STRIP FOR ONLY <u>£201 INC. VAT</u>	£130
P.S. IF YOU ONLY WANT A KIT, WE CAN BUILD YOU ONE IN THIS PRODUCTION SPACE IN BASIC KIT ONE FORM FOR ONLY <u>£2,760 INC. VAT</u>	£146